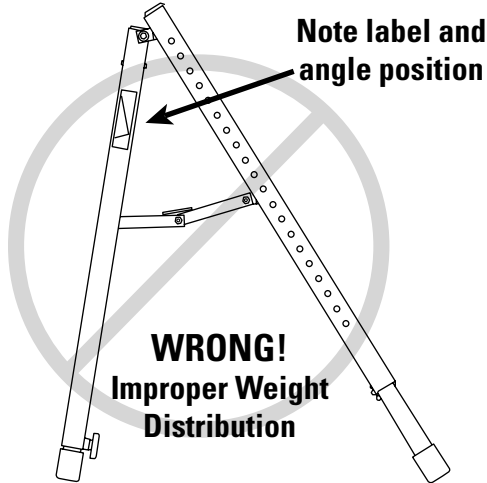




**BRONCO™**  
THE BEST HORSE IN THE BUSINESS



# Bronco™ Operating Instructions

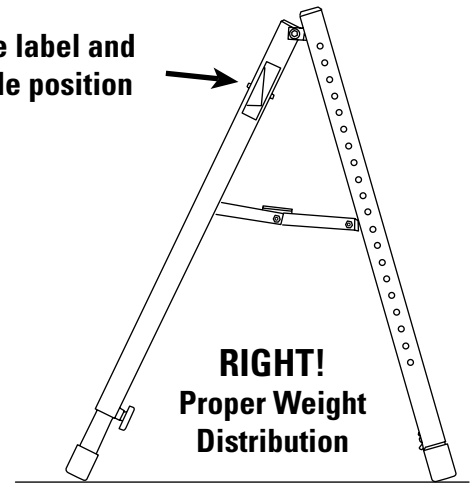


**CAUTION**

- Set up your Bronco™ System properly!
- To increase stability follow these instructions.
- Before use be sure locking pins and spreader are securely engaged.

Lubricate Inner Legs  
As Needed

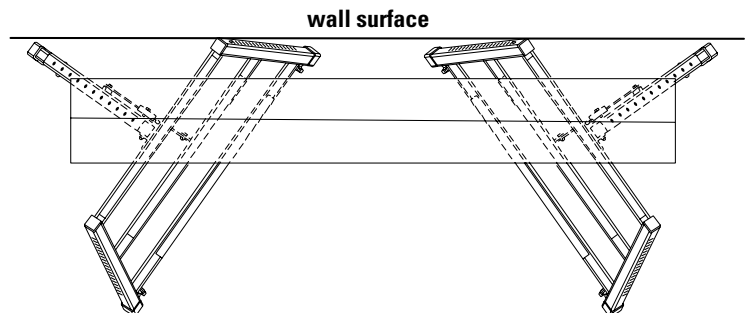
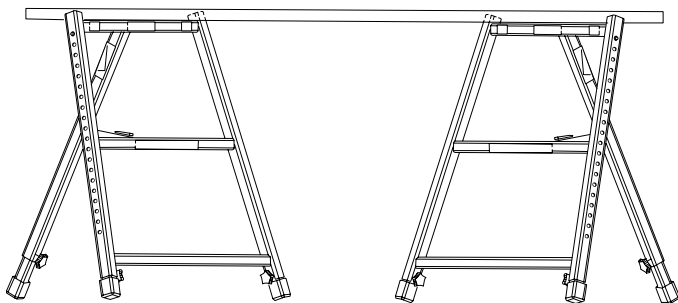
Note label and angle position



This label is located on the side of the middle leg of the Bronco™ and must be followed to insure proper set-up!

## Proper Bronco™ / Plank Configuration

Bronco's angled for easy access and proper weight distribution.



# IMPORTANT

## Please Read, Understand And Follow Before Use!

### CAUTION

Failure to read and follow instructions on this product could result in serious injury or death. Electrical Shock Hazard - Metal scaffolding devices should not be used where contact may be made with electrical circuits.

**MAX. LOAD 300 LBS. PER BRONCO OR 600 LBS. PER PAIR**

**WARNING! FAILURE TO READ AND FOLLOW ALL INSTRUCTIONS MAY RESULT IN SERIOUS INJURY OR DEATH.**

**INSPECTION:** Inspect Bronco for damage before each use. Never use the Bronco if parts are missing, cracked, bent or after being exposed to high heat or any corrosive agent. Label the Bronco: "Dangerous - Do Not Use" and discard, or call manufacturer. Handle all Bronco units with care. **SET-UP AND USE:** Do not exceed the duty rating of this unit. The maximum safe weight load for each Bronco is 300 pounds or 600 pounds per pair. Overloading could cause serious injury or death. Place the Bronco on a firm surface where the footing is solid, rigid and capable of carrying the maximum intended load without slipping. Do not place the Bronco on loose gravel, ice, snow, mud, leaves or other soft or slippery surfaces. When using the Bronco on any other surface than the ground, be sure it is properly secured to avoid slipping. Do not place boxes, ladders or other scaffolding on top of the plank to gain additional height. The Bronco **IS NOT** a ladder and should not be used independent of a rated plank or stage. Be sure all locking devices are secure. Do not use the Bronco beyond a plank height of 6 feet off the ground. Adjust the Bronco so that the plank or stage is level. Be sure the plank or stage is supported a minimum of 12 to 18 inches on each end. Never set the Bronco in front of locked doors or in other locations where the units could be bumped or kicked. Barricades must be used where necessary. Do not apply side loads to the Bronco unit or plank. Never push or pull anything while working on Bronco units. Do not use the Bronco unit without an appropriately rated scaffold plank. **DANGER!** Aluminum conducts electricity! Keep Broncos™ away from uninsulated electrical circuits and wires. Use extreme caution when working near electrical wires. Failure to comply may result in injury or death. Maximum platform height: 6 feet. **SECURELY ENGAGE BRONCO LOCKS BEFORE CLIMBING.** Be sure to use fall restraint devices as prescribed by local, State and Federal requirements. Failure to comply with all local, State and Federal requirements may result in serious injury or death. Never drop or apply an impact load to the Bronco. Do not use the Bronco if you are not in good physical condition or are under the influence of any substance (including prescription medicine) that may impair your ability to use the Bronco properly and safely. Do not leave the Bronco setup when unattended. Do not use in high winds. Keep your body centered on the work platform. Do not overreach. Never hoist anything from the scaffold. Do not bounce or run on the scaffold. Keep your Bronco Clean and free of all foreign material. Do not store any material on the Bronco System. Your Bronco units should be properly secured during transport. Always store in a clean, dry place. **WARNING:** Only Bronco accessories shall be used, and must be installed in accordance with the manufacturers recommended procedure. This product **MEETS OR EXCEEDS ESTABLISHED OSHA REQUIREMENTS.**

**TAPCO PRODUCTS COMPANY**  
**A DIVISION OF TAPCO INTERNATIONAL**

29797 Beck Road • Wixom, MI 48393-2834  
[www.tapcoint.com](http://www.tapcoint.com)